

Pathway to Housing



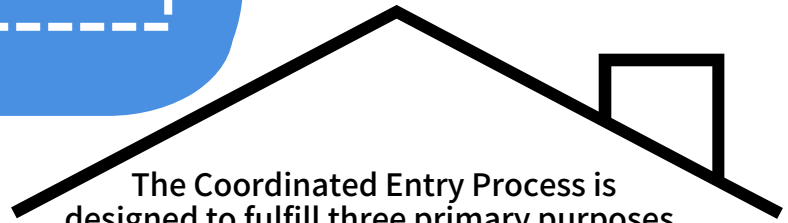

Coordinated Entry System (CES)

A process developed to ensure that all people experiencing a housing crisis have fair and equal access and are quickly identified, assessed for, referred, and connected to housing and assistance based on their strengths and needs.

Access Points
Individuals, families, and youth can go to any access point within the continuum to start accessing housing and support services.

Eligible Households

1. Literally Homeless
2. Imminent Risk of Homelessness
3. Fleeing or attempting to flee domestic violence




The Coordinated Entry Process is designed to fulfill three primary purposes.

1. To consolidate and streamline the community-wide process by which individuals experiencing homelessness can request assistance in regaining permanent housing.
2. To create a system that identifies a pathway to permanent housing for ALL individuals experiencing homelessness, including creating one where it does not yet exist; and
3. To ensure that, whenever a program has insufficient capacity to serve all consumers in their potential service population, the most vulnerable individuals experiencing homelessness are served first.

Coordinated Entry Assessment

A screening will be completed using an assessment tool that determines a client's eligibility, needs, barriers, and strengths.



Prioritization

Based on the priorities set by the Heartland Continuum of Care and the coordinated entry assessment, individuals and families are placed on a priority list.

Coordinated entry referrals prioritize those individuals and families who are most vulnerable according to the Place Value Housing Scoring Model, as well as those identified as meeting the HUD definition of chronically homeless.

Matching and Referral

Clients are matched and referred to service providers for appropriate housing that meets their needs.

